



National Marine Manufacturers Association

nmma.org

ECONOMIC SIGNIFICANCE OF RECREATIONAL BOATING IN OREGON

CONGRESSIONAL DISTRICT 1

Number of Recreational Boats*	27,176
Recreational Boating Industry Businesses	80
Total Jobs	2,215
Annual Recreational Boating-Related Spending	\$117.8 MILLION





RECREATIONAL BOATS IN OR-1

TOTAL BOATS* ▶ 27,176

REGISTERED BOATS

Power boats	23,654
PWCs	2,268
Sailboats	1,172
Other Boats	82

HOUSEHOLDS PER BOAT 11.0

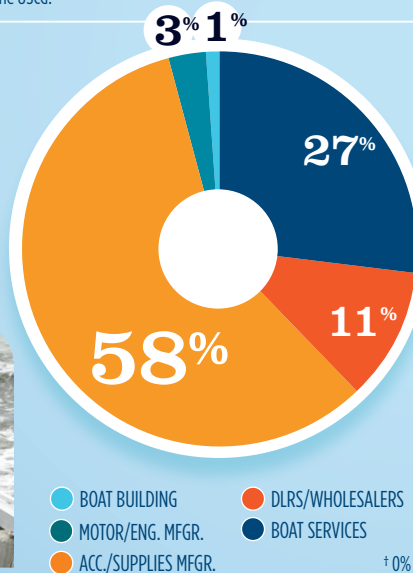


* Total boats are registered boats as reported by states to the USCG.

RECREATIONAL BOATING CREATES JOBS IN OR-1

TOTAL BOATING JOBS ▶ 825

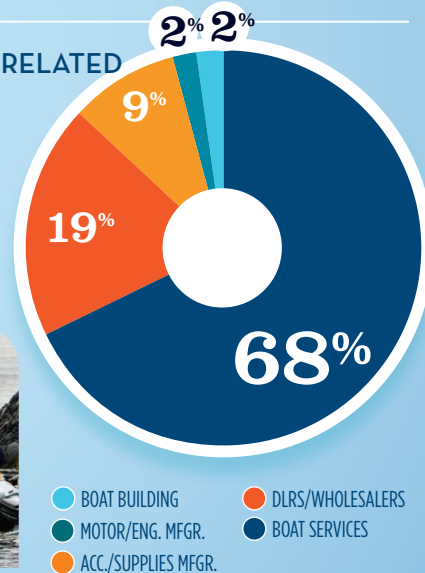
Boat Building	8
Motor / Engine Mfr.	24
Accessory / Supplies Mfr.	481
Dealers / Wholesalers	92
Boat Services	220



RECREATIONAL BOATING-RELATED BUSINESSES IN OR-1

TOTAL BUSINESSES ▶ 80

Boat Building	2
Motor / Engine Mfr.	2
Accessory / Supplies Mfr.	7
Dealers / Wholesalers	15
Boat Services	54

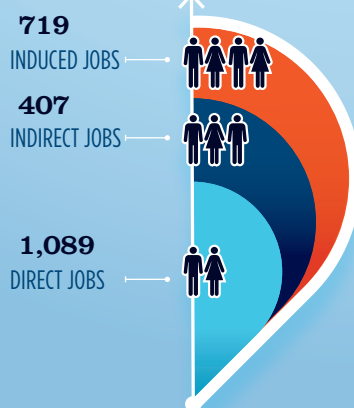


ESTIMATED JOBS IMPACT OF RECREATIONAL BOATING-RELATED SPENDING IN OR-1

EST. TOTAL JOBS ▶ 2,215

EST. TOTAL LABOR INCOME ▶ \$91.4 MILLIONS

Est. Direct Income	\$37.2
Est. Indirect Income	\$22.7
Est. Induced Income	\$31.5

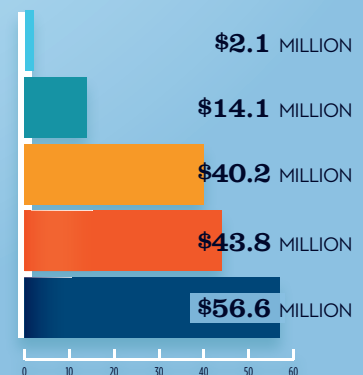


RECREATIONAL BOATING INDUSTRY SALES IN OR-1

Boat Building	\$2.1
Motor / Engine Mfr.	\$14.1
Accessory / Supplies Mfr.	\$40.2
TOTAL MFR. SALES	\$56.4

Dealers / Wholesalers	\$43.8
Boat Services	\$56.6
TOTAL RETAIL & SERVICES SALES	\$100.4

BOAT BUILDING	
MOTOR/ENG. MFR.	
ACC./SUPPLIES MFR.	
DLRS/WHOLESALERS	
BOAT SERVICES	



Source: NMMA's Center of Knowledge; Recreational Marine Research Center at Michigan State University